

RS1001FL~RS1010FL

SMALL SURFACE MOUNT FAST DIODES

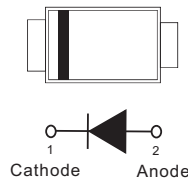
VOLTAGE 100 to 1000 Volts **CURRENT** 1.0 Amperes

FEATURES

- For surface mounted applications
- Low profile package
- Ideal for automated placement
- Glass Passivated Chip Junction
- High temperature soldering : 260°C / 10 seconds at terminals
- In compliance with EU RoHS 2002/95/EC directives

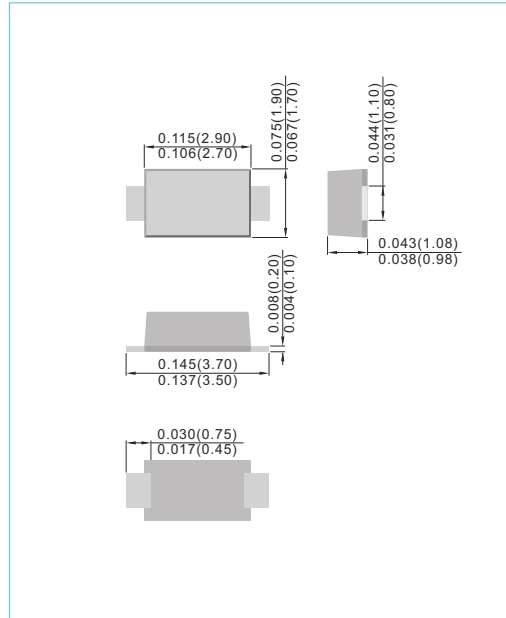
MECHANICAL DATA

- Case : JEDEC SOD-123FL, Molded plastic over passivated junction
- Terminals : Solderable per MIL-STD-750, Method 2026
- Standard Packaging : 8mm tape (EIA-481)
- Apporx. Weight: 0.0006 ounce, 0.0172 gram
- Polarity : Color band cathode



SOD-123FL

Unit : inch(mm)



MAXIMUM RATINGS AND ELECTRICAL CHARACTERISTICS

Ratings at 25°C ambient temperature unless otherwise specified. Single phase, half wave, 60Hz, resistive or inductive load.
For capacitive load, derate current by 20%

Rating	Test condition	Symbol	RS1001FL	RS1002FL	RS1004FL	RS1006FL	RS1008FL	RS1010FL	Units
Marking Code		-	R1B	R1D	R1G	R1J	R1K	R1M	-
Maximum repetitive peak reverse voltage		V _{RRM}	100	200	400	600	800	1000	V
Maximum RMS voltage		V _{RMS}	70	140	280	420	560	700	V
Maximum DC blocking voltage		V _{DC}	100	200	400	600	800	1000	V
Maximum average forward rectified current Derate above T _c =110°C		I _{F(AV)}	1.0						A
Maximum instantaneous forward voltage	0.7A 1.0A	V _F	1.15 1.3						V
Peak Forward Surge Current : 8.3ms single half sine-wave superimposed on rated load (JEDEC method)		I _{FSM}	30						A
Maximum DC reverse current at rated DC blocking voltage	T _J =25°C T _J =125°C	I _R	1.0 50						μA
Typical capacitance	4V,1MHz	C _J	9						pF
Reverse recovery time	I _F =0.5A I _R =1A I _r =0.25A	t _{rr}	150			250	500		nS
Thermal resistance junction to ambient air		R _{θJA}	180						°C/W
Operating junction and storage temperature range		T _J ,T _{STG}	-55 to +150						°C

RS1001FL~RS1010FL

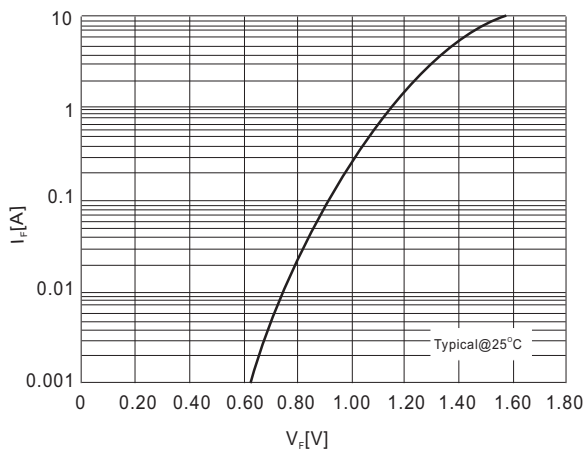


Fig.1-TYPICAL FORWARD CHARACTERISTICS

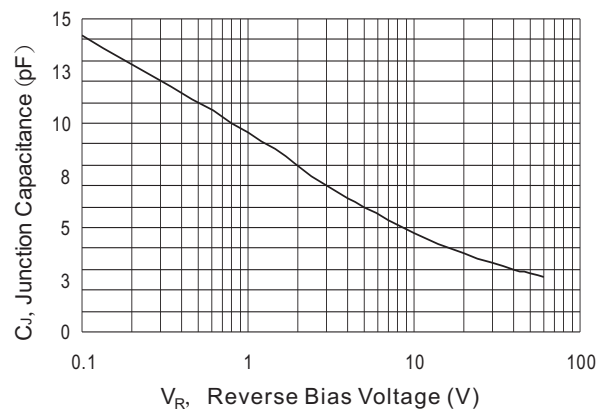


Fig.2-TYPICAL JUNCTION CAPACITANCE

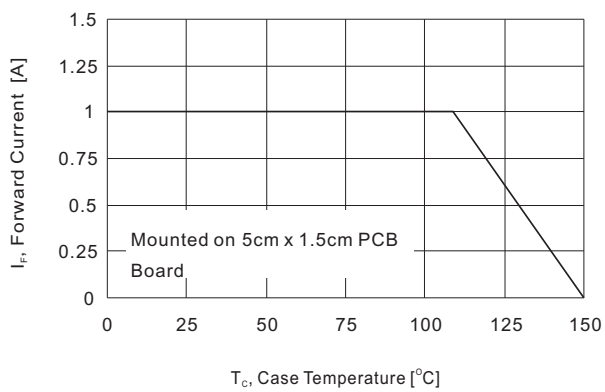


Fig.3-FORWARD CURRENT DERATING CURVE

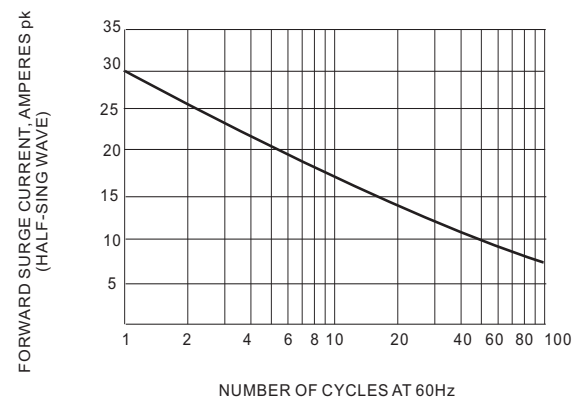
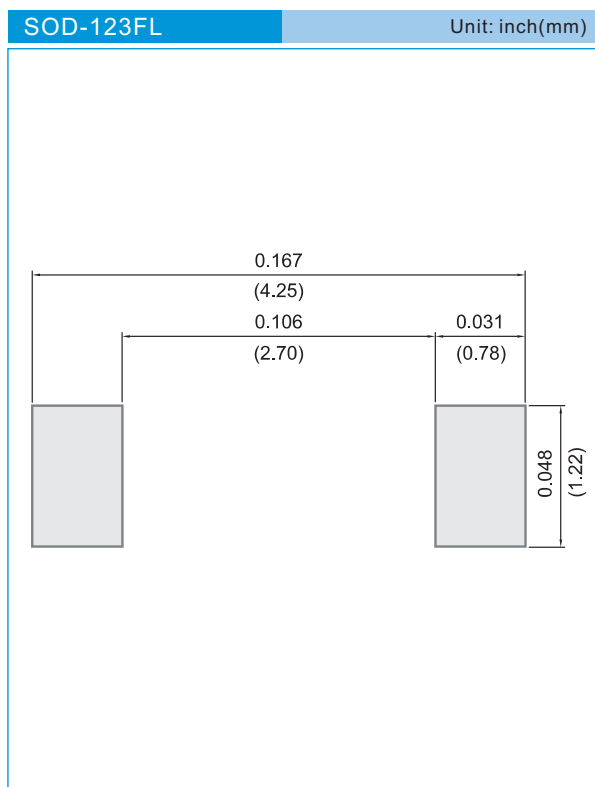


Fig.4-MAXIMUM NON-REPEITIVE SURGE CURRENT

RS1001FL~RS1010FL

MOUNTING PAD LAYOUT



ORDER INFORMATION

- Packing information
 - T/R - 10K per 13" plastic Reel
 - T/R - 3K per 7" plastic Reel

LEGAL STATEMENT

Copyright PanJit International, Inc 2010

The information presented in this document is believed to be accurate and reliable. The specifications and information herein are subject to change without notice. Pan Jit makes no warranty, representation or guarantee regarding the suitability of its products for any particular purpose. Pan Jit products are not authorized for use in life support devices or systems. Pan Jit does not convey any license under its patent rights or rights of others.